

OUTDOOR SOLUTION

2024 EDITION





OUTDOOR SOLUTION GROUP


Your Safety, Our Priority

With over 30 years of experience, Outdoor Solution Group is your trusted partner in ensuring the highest quality products and services for your business. Safety is our number one priority.

We offer a comprehensive range of high-quality products, work-at-height solutions, and rescue training. Our services are conducted by a team of highly trained professionals, certified by C.A.M.P. ITALY and other recognized institutes. Additionally, we provide a complete range of Personal Protective Equipment (PPE) to ensure your safety from head to toe.

For more information please contact
Tel : 082-450-0420 or +66615356449

CONTENTS



ROPE ACCESS

04



TOWERS AND INDUSTRIAL STRUCTURES

08




ROOFS

12




TREE CLIMBING

16




CONFINED SPACES

20




PROFESSIONAL RESCUE

24



INNOVATION

30



INSPECTING PPE

58



TRAINING COURSE

59





ROPE ACCESS

Rope access techniques allow workers to navigate challenging heights with safety and efficiency. These methods are vital for quick, secure operations in demanding environments.

A working rope, used for ascent and descent with devices like descenders or ascenders, forms the core of the system. Paired with a safety rope and a fall arrest device, this setup ensures any fall is swiftly halted, protecting against both rope failure and human error.

AMPERE

'CAMO EN 397, EN 50365



Dielectric helmet with insulation up to 1000 volts. Equipped with quick release buckle and adjustable and removable chin strap. Slots for headphones and visor. Headband made of expanded polyethylene and removable and washable chin strap.

Security device release system (according to regulations) between 15 and 25 daN.

Rear adjustable size system and headlamp clips

Item	99711AW00KK
Size	54-62 cm
Weight	390 g

LIFT ASCENDER RIGHT HANDED

'CAMO EN 397, EN 50365



Rope clamp for rope access, available in left and right versions. Latest generation Kong blockers. Excellent

blocking on muddy and icy ropes. New material for cam with increased surface hardness. Great wear resistance, reduced fragility. Ergonomic opening lever, shock-protected. Anti-overturning cam system. Made in Italy.

Item	896B04D00KK
Material	Alu Alloy
Weight	225 g

BACK-UP

'CAMO EN 353-2, EN 12841 A/B, ANSI/ASSE Z359.15-2014



The BACK-UP is a fall arrester for a flexible anchor line developed for work at height fall protection systems. Ideal for systems using a 10.5mm or 11mm EN1891 type A line. Employing a toothless mechanism to reduce possible damage to the rope, this device is one of the least aggressive on the market for textile ropes. Supplied with an OVALONE CARBON connector, it can even be used without a lanyard or energy absorber.

Item	8021N0402KK
Size	54-62 cm
Weight	390 g

MEGAWATT

EDELRIID EN 12841-C, EN 341-2A, EN 15151-1/8 and ANSI/ASSE Z359.4



MEGAWATT is a universal descender device for industrial climbers and rescue operations with a payload of up to 230 kg. The intelligent transmission mechanics of the descent lever facilitate a large operating range and exact adjustment of the speed at minimum force.

Item	883320000170
Color	Night
Rope Size	8.9 - 11.8 mm
Max Load	230 kg
Weight	495 g

X-FIVE FAST



EN 397, EN 50365



Dielectric helmet with insulation up to 1000 volts. Equipped with quick release buckle and adjustable and removable chinstrap. Slots for headphones and visor. Headband made of expanded polyethylene and removable and washable chinstrap.

Security device release system (according to regulations) between 15 and 25 daN.

Rear adjustable size system and headlamp clips

Item	8W9401001KK (XS)	8W9403001KK (S/M)	8W9404001KK (L)
Waist size (cm)	78/92	90/115	100/130
Legs size (cm)	48/58	55/65	60/70
Weight	2230 g	2280	2330g

I-OVALONE ALU AUTO BLOCK



EN 362/B, EN 12275/B, UIAA



Designed for rope access workers who need to put the harness on quickly and/or several times during operations, those with a strong build or who wear bulky clothing.

Fully openable thanks to the ventral 3-movement connector and the two Cobra® automatic buckles on the leg loops. Prepared for the application of a chest ascender using a triangular quick link and the sling tensioner.

Item	712LM1FFFKK
Size	H 110 mm x W 62.6 mm
Weight	76 g

Fuse



EN 353-2, EN 12841-A, RfU 11.075, and ANSI Z359.15



FUSE can be attached to and removed from the rope without separating it from the karabiner. In connection with the light and compact DEFUSER energy absorbers (S, L, or RESCUE) the maximum arrest shock is 30 % below the standard. Different absorber lengths and performance parameters guarantee best handling – also for rescue operations and horizontal application.

Item	882560000170
Color	Night
Rope Size	10 - 12 mm
Payload	140 kg
Weight	420 g

CONVOY



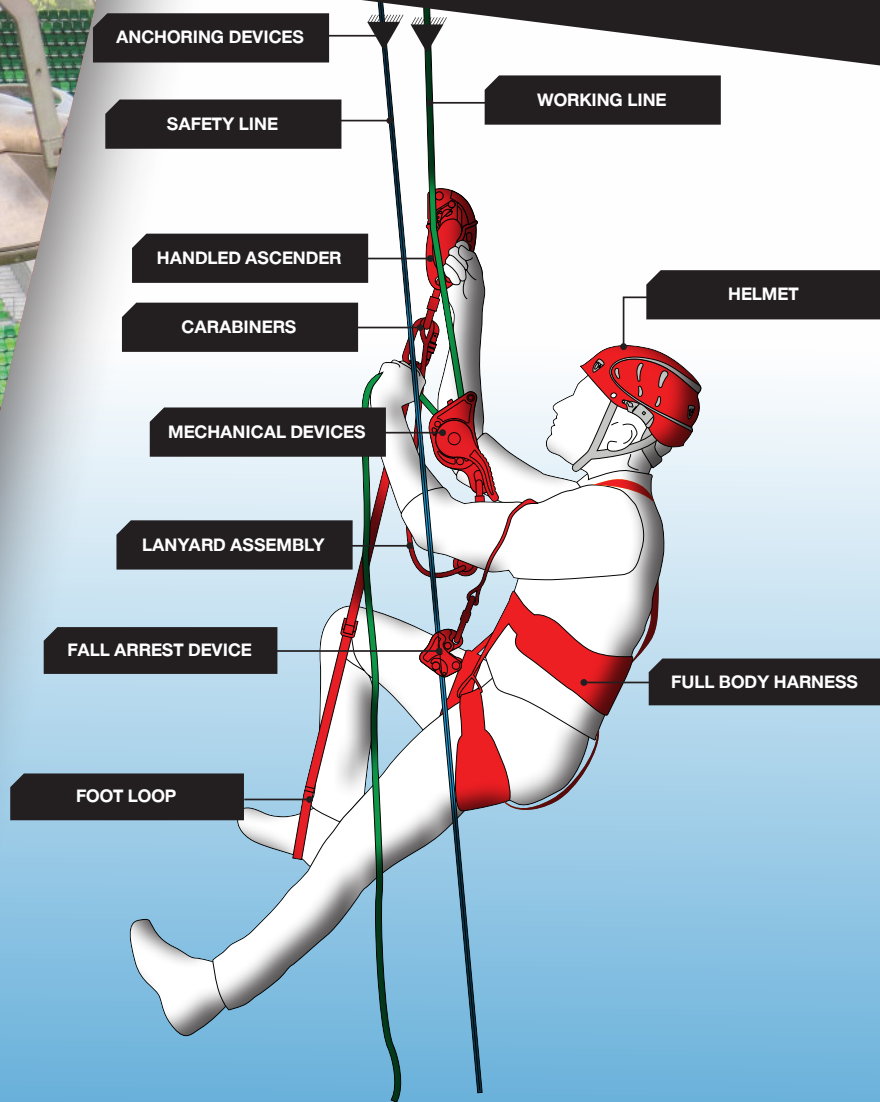
General



Equipment bag fitted with pockets and compartments to hold your equipment in a practical and efficient way. Once laid on the ground, it opens up completely, allowing you to easily locate material, keep it organized and ready for use. The compact and elongated shape makes it easy to carry on the shoulders, while guaranteeing a large internal capacity

Item	982002N00KK
Material	PVC Nylon
Capacity	56 L

ROPE ACCESS SET



HELMET

ARES AIR

HANDLED ASCENDER

TURBOHAND

FALL ARREST DEVICE

GOBLIN KIT LANYARD

LANYARD ASSEMBLY

DYNAONE 100 CM

FULL BODY HARNESS

ACCESS

CARABINERS

OVAL XL LOCK

ANCHORING DEVICES

EXPRESS RING

FOOT LOOP

TURBOLOOP

MECHANICAL DEVICES

GIANT

SEMI-STATIC ROPES

IRIDIUM 11 MM



TOWERS AND INDUSTRIAL STRUCTURES

Working at heights on metallic structures encompasses a wide range of activities, including high-voltage towers, cableway pylons, telecommunications antennas, and metallic frameworks within industrial buildings and theaters. These challenging environments require specialized skills and equipment to ensure safety and efficiency.

SPIN



EN 397, ANSI Z89.1-2009



New professional shock-absorbing helmet. Conforms to ANSI Z89.1-2009 and CE EN 397. Comfortable and well-ventilated interior that also guarantees a perfect fit. Removable and washable padding. Visor and headphones can be mounted using the integrated clasp on the shell. Equipped with 4 durable clips for mounting headlamps.

Item	99720AO10KK
Size	UNI
Weight	385 g

COBRA 10 M

CAMP EN 360, PPE-R/11.060



Self-retracting fall arrester with a cable length of 10 m. Also certified for horizontal/incline use with the additional external energy absorber.

Item	3137
Material	Alu Alloy
Weight	5700 g

I-OVALONE CARBON AUTO BLOCK



EN 362/M



Auto block sleeve 3 moves to open the carabiner must lift the sleeve, rotate it, and then pull the gate. Keylock system High quality product entirely developed and manufactured in Italy Tested piece by piece

Item	412LN1999KK
Size	H 110 mm x W 62.6 mm
Weight	76 g

I-OVALONE DNA TWISTLOCK



EN 362/M



Special “helical-shaped” connector with a twisted carbon steel body and circular bar, a must-have when an “offset” load is required. It permits 900 rotation of any connected device (descenders, rope clamps, fall arresters, etc.), optimizing the operating alignment.

Item	414LH1999KK
Size	H 108 mm x W 63 mm
Weight	219 g

SIERRA DUO



EN 361, ANSI/ASSE Z359.11-2014



Equipped with load indicators that show any falls and therefore the need to replace the product. Equipped with two attachment points (sternal and dorsal). Buckles and dorsal attachment point made of steel. Equipped with two large gear loops in laterally retracted position. It can be used with Safety Belt # 8W.002

Item	8W0323001KK	8W0325001KK
Waist size(cm)	72/105	89/130
Legs size (cm)	50/62	62/80
Weight	1090 g	1130 g

RETEXO GYRO REWIND

EN 355, PPE-R/11.074



Retexo Gyro Rewind lanyards feature our proprietary Gyro swivel and rewind lanyards designed for the most technical users.

Item	7250201	7250202	7250203	7250207	7250208	7250209	7250210	7250212
Carabiner	0981	1176	1176	1176	2125	2125	2125	-
Hooks	2x2017	2x0995	2x0984	2x0984	2x2148	2x2148	2x098401	-
Length (cm)	120-180	95-135	120-180	100-140	125-185	105-145	115-155	70-110
Weight (g)	1580	850	1600	1590	1910	1900	2595	580
Working load (kg)	130							
Strength (kg)	15							

RETEXO GYRO ROPE

EN 355, PPE-R/11.074



Retexo Gyro Rope lanyards combine the unparalleled functionality of the proprietary Gyro swivel with robust rope lanyards

Item	5250201	5250202	5250203
Carabiner	0981	0981	2125
Hook	2x2017	2x0984	2x2148
Length (cm)	150	135	135
Weight (g)	1750	1710	1950
Working load (kg)	130		
Strength (kg)	15		

BLIN KIT

EN 397, EN 50365



A closed-system fall arrest kit designed to deliver maximum safety and performance.

Item	256501	256502	256503	256504	256505	256506
Carabiner	-	-	0934	0934	0934	0934
Carabiner	0981	0981	0981	0981	0981	0981
Lanyard	-	-	2030026F	2030026F	2030040F	2030040F
Length (m)	10	20	10	20	10	20
Weight (g)	1150	1840	1275	1970	1285	1980
diameter min (cm)	10.5					
diameter max (cm)	10.5					
Strength (kg)	15					

TOWERS

SET



HELMET



ARES AIR

FALL ARREST



GOBLIN KIT LANYARD

LANYARD ASSEMBLY



ROPE ADJUSTER

FULL BODY HARNESS



ACCESS

SEMI-STATIC ROPES



IRIDIUM 11 MM



ROOFS

Working on roofs or terraces for construction or maintenance involves significant risks, such as slipping or falling from the edge or breaking through the structure. To mitigate these dangers, a series of safety systems, including both positioning and fall arrest mechanisms, can be employed. These systems ensure the most suitable solution for each activity and type of structure, providing essential protection for workers at height.

SKYLOR PLUS

'CAM' EN 397 + LD + 440 V a.c.+ -200C + MM



The most robust helmet in our range. The entire shell is manufactured from high-thickness ABS.

Item	0209
Size	55-62 cm
Weight	495 g

OVAL PRO LOCK

'CAM' EN 12275, EN 362



Locking steel oval carabiner with a tremendous minor axis strength and a keylock nose to reduce snagging.

Item	1455
Material	Steel
Weight	180 g

OVAL XL

'CAM' EN 362



Super-strong, full-size oval carabiner with locking screw gate.

Item	2123	2124	2125
Type	1 Lock	2 Lock	3 Lock
Weight (g)	71	76	77
Material	Aluminum alloy		

D QUICK LINK STEEL 10 MM

'CAM' EN 12275, EN 362

CE and UIAA certified 10 mm steel D-shaped quick link for use in rigging and industrial work



Item	1455
Material	Steel
Weight	180 g

EMPIRE

'CAMP' EN 361



A full body harness with 2 attachment points for fall arrest: 1 sternal double textile loop, 1 dorsal steel ring.

Item	09221
Chest size(cm)	80-140
Waist size(cm)	45-75
Legs size (cm)	55-85
Weight (g)	920

AXION

'CAMP' EN 388, EN ISO 21420



Our most durable gloves. Constructed from premium grade leather for a precise fit.

Item	1879
Material	Leather
Weight	140

LIFT

'CAMP' EN 12841/B, EN 567



This extremely compact and lightweight ascender is very rope-friendly because it has no teeth or cam.

Item	1175
Rope diameter min (mm)	8
Rope diameter max (mm)	13
Weight (g)	95

RETEXO ROPE DOUBLE + 0981 + 2X2017 190 CM

'CAMP' EN 355, PPE-R/11.074



Retexo Rope lanyards combine the strength and durability of rope with the premium performance of the Retexo shock absorber.

Item	5050201
Working load Max (kg)	130
Weight (g)	1680

ROOFS SET




HELMET




ARES AIR

ANCHORING DEVICES




TEMPORARY LIFELINE

FALL ARREST DEVICE




BLIN KIT

LANYARD ASSEMBLY




DYNAONE 100 CM

FULL BODY HARNESS




GRAVITY

CARABINERS



OVAL PRO

FALL ARREST DEVICE



COBRA 10

FALL ARREST DEVICE




GOBLIN KIT

BACKPACKS



WAGON 20

SEMI-STATIC ROPES



IRIDIUM 11 MM



TREE CLIMBING

Tree climbing operations require specialized techniques designed to minimize the high risks involved in controlled tree felling and pruning.

The selection of products and methods must address the specific demands of tree climbing, cutting, and rigging while adhering to the stringent safety conditions necessary for working at heights.

ARES AIR PRO

CAMP EN 397 + -20 °C



An industrial safety helmet designed for great comfort and the highest grade of protection.

Item	2643
Size	54-62 cm
Weight	480 g

NOTCH FUSION ROPE WRENCH TETHER

NOTCH EN 397, EN 50365



The Notch Fusion Rope Wrench Tether has a rigid hot forged aluminum construction resists twisting or bending.

Item	54440
Material	Aluminum
Weight	304 g
ROPE DIAMETER RANGE	11-13mm

NOTCH GECKO STEEL CLIMBERS

NOTCH ASTM F887 standard



Notch Gecko Steel Climbers provide a well priced steel climber option that is ergonomically designed for comfort and support.

Item	PID5846
Material	Steel
Weight	5.9 lb. per pair weight

ROPE RUNNER PRO

NOTCH CE 1019



Designed by Notch with original inventor Kevin Bingham, the Notch Rope Runner Pro has enhanced ergonomics and rope friendly edges. The Notch Rope Runner Pro is the ultimate work positioning device

Item	53420
Material	Hot-forged aluminum, stainless steel, nylon
Rope Size	11 – 13 mm
Weight	425 g
Working Load Limit	130 kg

TREE ACCESS ST

CAMP EN 358, EN 813, ANSI Z133:2017



The perfect tree climbing sit harness for professionals looking for maximum versatility combined with exceptional comfort.

Item	3125 S-L	3125 L-XXL
Waist size(cm)	80-120	90-135
Legs size (cm)	90-135	60-75
Weight	2230 g	2300 g

TREERAPTOR

EDELRID EN 358, EN 813, ANSI Z133:2012



Tree climbing harness with good equipment and excellent value for money. The elasticated VCR strap on the waist belt makes the TREERAPTOR easy to put on and take off, plus offers a comfortable, non-restrictive fit. The waist belt features an innovative Triple Lock buckle and the leg loops easy-to-use Double Lock buckles.

Item	820240152190 (Size 1)	820240152190 (Size 2)
Body Height	28" - 36" cm	36" - 44" cm
Hip Circumference	23" - 35" cm	25" - 37" cm
Thighs Circumference	24"	27"
Weight	1455 g	

NOTCH SENTINEL HARNESS BLACK

NOTCH ANSI Z133



The climbing experts at Notch set out to create the most user-friendly harness on the market and created the Notch Sentinel Black Saddle. The Sentinel provides all of the features a modern climber needs to be safe, efficient, and comfortable while working at height, with lightweight contoured mesh padding for breathability, fast and secure thumb friction buckles, and high customization.

Item	BSNTLW-1 (Size 1)	BSNTLW-2 (Size 2)
Waist size	28" - 36" cm	36" - 44" cm
Legs size	23" - 35" cm	25" - 37" cm
Rope bridge	24"	27"
Weight	4.1 lbs	4.2 lbs

HERBOL

CAMP EN 795/B, ANSI Z133




Retexo Gyro Rope lanyards combine the unparalleled functionality of the proprietary Gyro swivel with robust rope lanyards.

Item	2163T S-L	2163T L-XXL
Length	120 cm	150 cm
Weight	310 g	380

TREE CLIMBING SET




HELMET




ARES AIR PLUS

HANDLED ASCENDER




TURBOHAND PRO

FOOTLOOP



TURBOKNEE SYSTEM

LANYARD ASSEMBLY




GYRO LANYARD DOUBLE

FULL BODY HARNESS



TREE ACCESS XT

CARABINERS



ENIGMA 3LOCK

GEAR CARABINER



KILO

ANCHORING DEVICES




HERBOL

BACKPACKS



WAGON 20

SEMI-STATIC ROPES



FRAZEN



CONFINED SPACES

Working in confined spaces presents unique challenges and safety concerns due to limited movement, poor ventilation, and potential contamination. These environments require specialized equipment and techniques to ensure safe and efficient operations. The use of appropriate devices, combined with rigorous training and adherence to safety protocols, is essential to manage the risks and ensure swift, effective rescues in case of emergencies.

ARES AIR

'CAMP EN 12492 + performance requirements of EN 397



The Ares Air is our most advanced helmet for work at heights with features and specifications specifically developed for the most technical professionals.

Item	0748
Sizes	53-62 cm
Weight	475 g

HERCULES

'CAMP EN 12275 , EN 362



Automatic lock opens by squeezing the carabiner and pulling the gate.

Item	0995
Material	Alu Alloy
Weight	125 g

SOLO 2

'CAMP EN 12841/B, EN 567



A hyperlight, compact ascender with an ergonomic design that makes it very easy to use.

Item	2257
Rope diameter min	8 mm
Rope diameter max	13 mm
Weight	95 g

JANUS PRO

'CAMP EN 12278



The Janus Pro is a high-strength, multifunctional double pulley with large sheaves for high efficiency haul systems.

Item	2161
Material	Aluminum alloy
Inner sheave diameter	49 mm
Working load Max	3 kN x 4 = 12 kN
Breaking load	42 kN
Weight	425 g
Standard	EN 12278

GRAVITY

CAMP EN 358, EN 361



An incredibly comfortable full body fall arrest harness

Item	126501 S-L	126501 L-XXL
Chest size	80-120 cm	90-140 cm
Waist size	70-110 cm	80-130 cm
Legs size	45-65 cm	55-75 cm
Height	55-75 cm	65-85 cm
Weight	1810 g	1930 g

I-X-LARGE CARBON AUTO BLOCK

CAMP EN 362/M




New connector equipped with NFC chip that brings the history of your device always at your fingertips. No expensive readers required. Readable with a common smartphone or PC.





Item	411MN1999KK
Material	Carbon steel
Weight	225 g

TRUCK LOOP

CAMP EN 354, EN 795/B, ANSI Z359.1

High strength anchor loops constructed from polyamide webbing.



Item	2034060	2034080	2034120	2034160
Product				
Length	60 cm	80 cm	120 cm	160 cm
Weight	110 g	140 g	200 g	270 g
Strength	45 kn			

DRUID

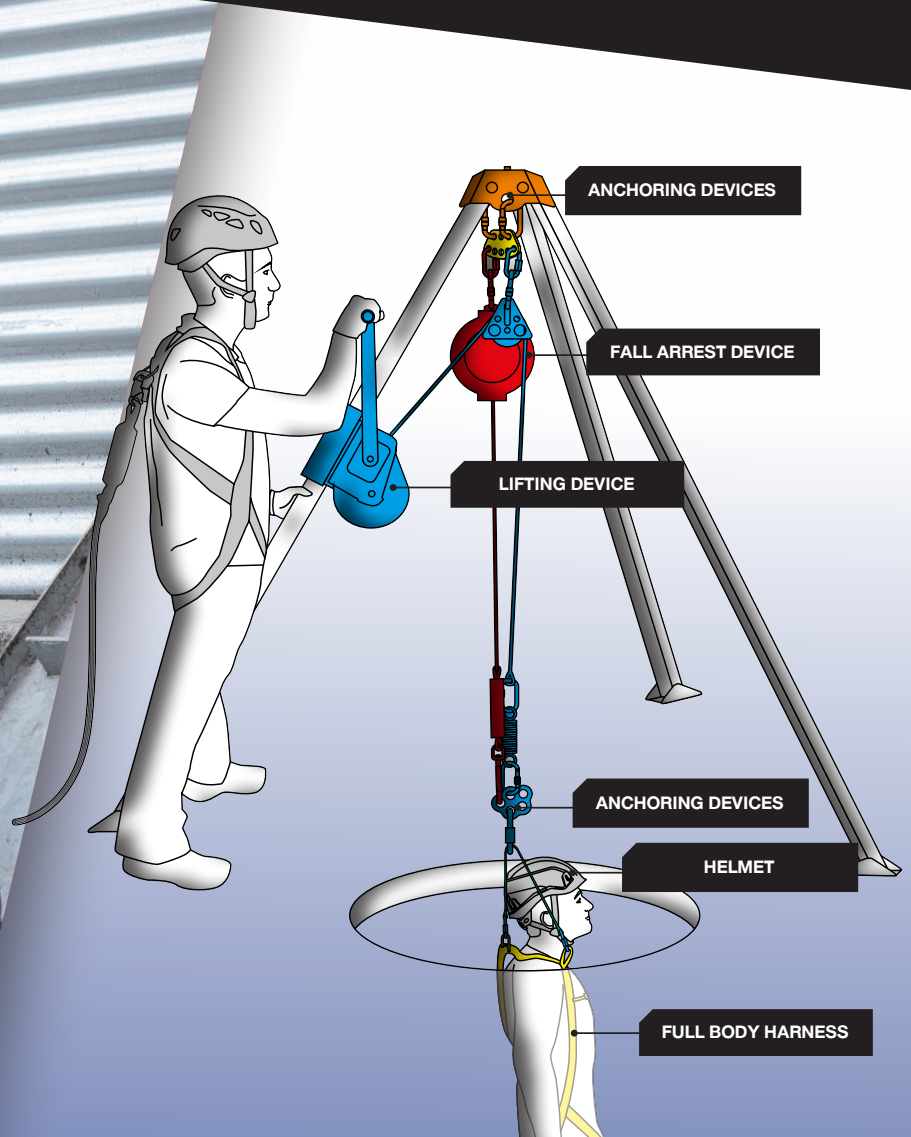
CAMP EN 12841/C, EN 341/2A, EN 15151-1



A lightweight, compact auto-braking descender for rope access and rescue designed for semi-static ropes ranging from 10-11 mm

Item	2232
Rope diameter min	9.9 mm
Rope diameter max	11 mm
Weight	280 g

CONFINED SPACES SET



HELMET

ARES MIPS

ANCHORING DEVICES

TRIPOS

FALL ARREST DEVICE

GOBLIN KIT

ANCHORING DEVICES

MULTIANCHOR 8

FULL BODY HARNESS

GT XT BLACK

CARABINERS

ATLAS 2LOCK

GLOVES

AXION

FALL ARREST DEVICE

COBRA 20 M

LIFTING DEVICE

TRIPOS LIFT

SEMI-STATIC ROPES

IRIDIUM 11 MM



PROFESSIONAL RESCUE

Organized rescues by skilled teams involve highly technical expertise and specialized equipment. These teams are trained to intervene in complex situations where traditional rescue methods are insufficient. The combination of advanced techniques and precise tools allows for safe and efficient operations in challenging environments, ensuring that even the most difficult rescue scenarios are managed effectively.

CLUTCH

CMC NFPA (G); ANSI/ASSE CE (EN STANDARDS (Gray))



Suited to a multitude of rigging operations, the CLUTCH delivers efficient operation, ease of use, and optimal control. It moves seamlessly between anchor-based systems and personal use, offering unmatched versatility for the rope technician. With the CLUTCH, more is possible.

Item	335011	335013
Color	Gray	Red
Rope Size	10.5 - 11 mm	12.5 - 13 mm
Dimensions	208 X 112 X 47 mm	208 X 112 X 47 mm
Max Load	272 kg	272 kg
Weight	836 g	816 g

CAPTO™

CMC NFPA (G) ROPE GRAB & PULLEY; EN 12841, 567, 12278



Compact, versatile, and easy to use, CAPTO is well-suited to a multitude of technical applications in personal and team-based systems for rescue and rope access. It replaces multiple devices in one, streamlining training and operations.

Item	336011	336013
Option	CAPTO 11 mm Gray	CAPTO 13 mm Red
Rope Size	10.5 - 11 mm (7/16 in)	12.5 - 13 mm (1/2 in)
Color	Gray	Red
Dimensions	150 x 70 x 31 mm	150 x 70 x 31 mm
Weight	513 g	508 g

SQUID™ RIG PLATE

CMC NFPA (G) - SPECIFIC CONFIGURATIONS; NFPA (T); CE



SQUID streamlines the rigging of redundant load-sharing systems. The SQUID's attachment points are compatible with a wide range of connection methods and they position rope hardware for easy loading and unloading while connected. SQUID naturally orients toward the load and lets components move freely, reducing the risk of binding and shifting in the event of anchor or line failure. Strong and compact,

Item	300020
Size	0.4 X 8.4 X 5.1 cm
Material	Alu Alloy
Weight	240 g

PROSWIVEL™ SWIVABINER

CMC Classified to NFPA Technical Use



The SwivaBiner combines a swivel, pulley, and carabiner into a single compact device with a double-deck sideplate that opens while the pulley is still attached to the anchor.

Item	300435	300439
Option	1.1" PMP SwivaBiner	1.1" PMP Double Swivel
Pulley Type	Single Sheave	Double Sheave
Sheave Material	Aluminum	Aluminum
Height x Width	112 x 51 mm	182 x 51 mm
Weight	200 g	298 g

GOLDEN TOP EVO ALU

CAMP EN 358, EN 361, EN 813



An incredibly comfortable and supportive full body harness for intensive rope access work.

Item	094112 S-L	094112 L-XXL
Chest size	80-120 cm	90-140 cm
Waist size	70-110 cm	80-130 cm
Legs size	45-65 cm	55-75 cm
Height	55-75 cm	65-85 cm
Weight	1990 g	2090 g

ATLAS 2LOCK

CAMP EN 12275, EN 362




Amazingly strong aluminum carabiner.

Item	137404
Material	Alu Alloy
Weight	92 g

ANCHOR CABLE

CAMP EN 354, EN 795/B, EN 566, TS 16415, ANSI Z359.18

Anchoring device made of wire cable (d.6 mm) for a high level of cut resistance and durability.



Item	3376050	3376100	3376150	3376200	3376300
Product					
Length	50 cm	100 cm	150 cm	200 cm	300 cm
Weight	220 g	315 g	410 g	510 g	705 g
Strength	25 kN				

RESCUE KIT DRUID EVO

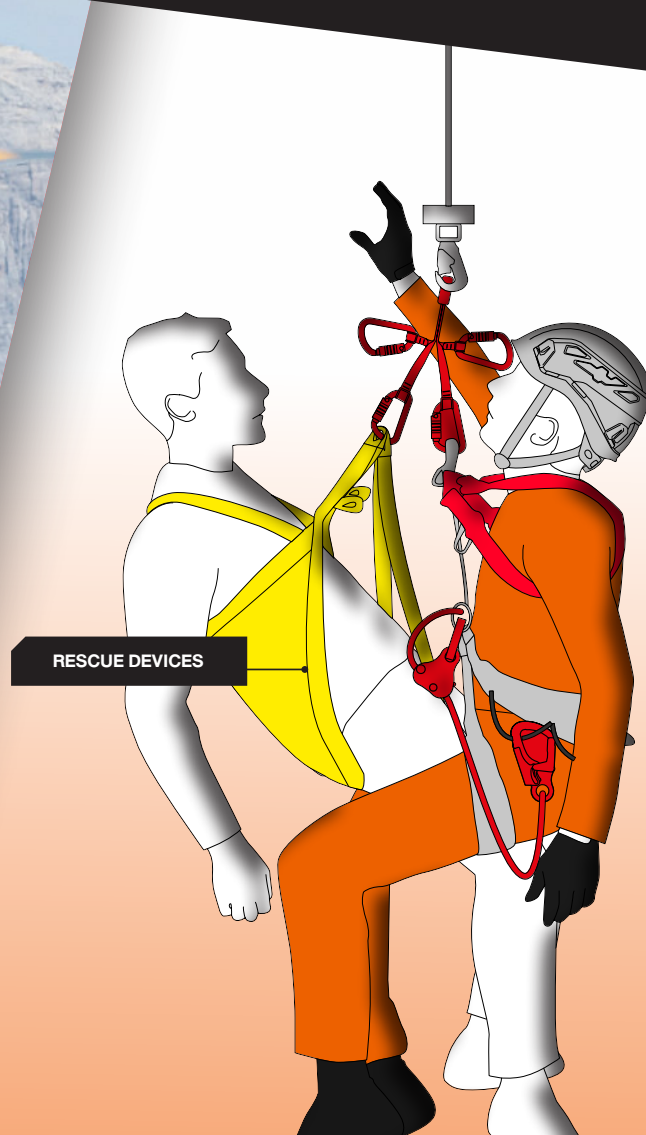
CAMP Components



Rescue kit with a high efficiency block-and-tackle system to lift the injured person after a fall, release the fall-arrest system and descend the victim to the ground using the Druid descender

Item	094112 S-L	094112 L-XXL
Height	20 m	50 m
Weight	4000 g	6800 g

PROFESSIONAL RESCUE SET



HELMET



ARES AIR

RESCUE DEVICES



ANGEL

ANCHORING DEVICES



OMINO HELI

PULLEYS



TURBOLOCK

FULL BODY HARNESS



AIR RESCUE EVO

ANCHORING DEVICES



ENIGMA

DESCENDERS



GIANT

HELMET ACCESSORIES



ARES VISOR ANSI

BACKPACKS



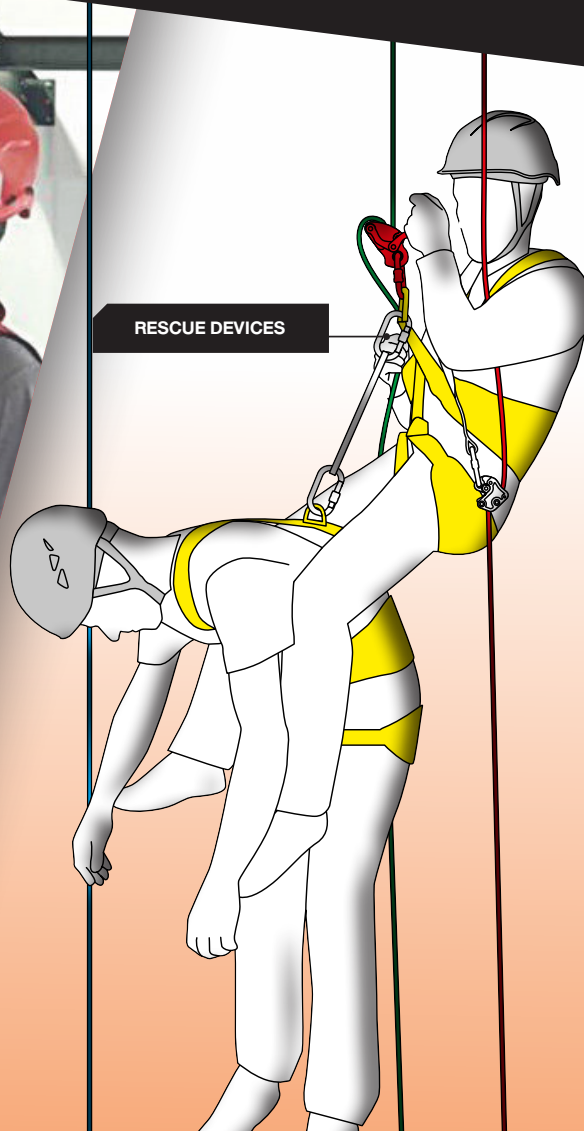
SPACECRAFT 45

SEMI-STATIC ROPES



BLAZER 11 MM

ROPE RESCUE SET



RESCUE DEVICES

HELMET



ARES AIR

PULLEY



TETHYS PRO

DESCENDER



GIANT

ASCENDERS



TURBOCHEST

HARNES



GT TURBO

CARABINERS



ATLAS 2LOCK

FALL ARREST DEVICE



GOBLIN KIT LANYARD

ANCHORING DEVICES



GYRO4

BACKPACKS



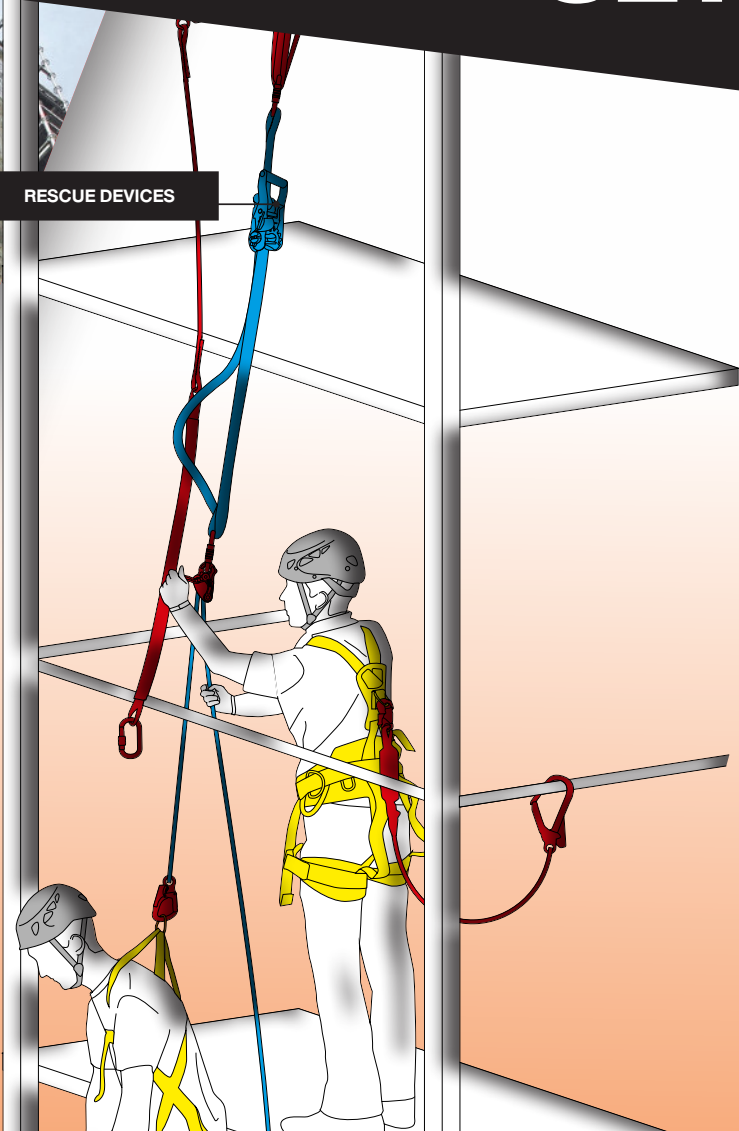
TRUCKER 60

SEMI-STATIC ROPES



IRIDIUM 11 MM

WORK AT HEIGHT RESCUE SET



HELMET

SPIN

FALL ARREST DEVICE

BACK-UP

ANCHORING DEVICES

EASY ANCHOR

RESCUE DEVICES

RESCUE KIT DRUID

HARNES

GOLDEN TOP EVO ALU

CARABINERS

HERCULES

LANYARDS

RETEXO GYRO ROPE

ANCHORING DEVICES

MULTIANCHOR

BACKPACKS

SUPERCARGO 70

SEMI-STATIC ROPES

IRIDIUM 12.5 MM



INNOVATION

High-altitude climbing equipment represents a major innovation, designed to facilitate safe and easy access to elevated and hard-to-reach locations. These advancements are versatile and adaptable, catering to a variety of positions and situations. By integrating cutting-edge technology and ergonomic design, our innovative equipment enhances safety, efficiency, and comfort for workers, ensuring they can tackle even the most challenging tasks with confidence.

ARES MIPS

'CAM' EN 397 + LD + 440 V a.c. + -200C + MM , EN 50365



The innovative Ares Mips helmet is a step forward in head safety when working at height and is the result of the collaboration between C.A.M.P. and the Swedish safety company Mips




Item	3258
Size	54-61 cm
Weight	500 g

GYRO

'CAM' PPE-R/11.135, ANSI Z359.12



Anchoring devices freedom of movement

Item	3260	2940	3109
Product			
Product name	GYRO1	GYRO3	GYRO4
Weight (g)	76	155	265
Hole diameter(mm)	2 x Ø16	3 x Ø16	4 x Ø16
Strength (kN)	25	26	26
Working load Max (kN)	5		

ENIGMA

'CAM' PPE-R/11.135, ANSI Z359.12



The Enigma is a completely openable swivel with large pivoting shackles that allow for connections directly to both metal and textile devices without the use of connectors

Item	3259
Strength	23 kN
Working load Max	5 kN
Weight	116 g

RAIZER



EN 1496/B, CEN TS 16415/A, EN 795/A, RfU CNB/P/11.114



Set consisting of a winch*, a BigRig plate and a stainless steel mobile jaw which allows the system to be mounted on the most common tubular structures with a diameter from 48 to 50 mm (scaffolding and tubes/pipes), on the 4D Pole, as well as on the entire series of Kong tripods

Item	817640000KK
Material	Alu alloy Steel
Colour	Black Grey
Weight	7-6 kg

ATOM™ ACCESS HARNESS

CMC NFPA CLASS III



Every detail in the ATOM Access Harness has been thoughtfully designed for the rope access professional. From the structure and attachment points to buckles, gear and accessory loops and other features, the ATOM delivers maximum comfort, workflow efficiency and durability in a lightweight and low-profile harness system.

Item	202222	202224	202225
Size	SM	MED	LG
Weight	2.71 kg	2.71 kg	2.71 kg
Waist size	66-81 cm	81-107 cm	107-122 cm
Leg Loop Size	51-91 cm		
Color	Black		

TERRADAPTOR

SMC NFPA, ASTM



The TerrAdaptor™ is the most versatile portable anchor systems available for use in rescue, industrial and wilderness environments.

Product name	Tripod	Quadpod	Edge-A	Bi-Pod	Monopod
Tripod					
Main Plate	A/A	A/A	B/B	B/B	-
Half Plate	B	A/A	-	-	-
Height	4'-13'	4'-13'	6'-7'	7'	8'

ARIZONA VORTEX KIT

CMC NFPA – General Use



Named for its origin in the rugged Red Rock highlands of northern Arizona, the Arizona Vortex Kit is a unique multipod that was created from years of experimental development. The Vortex represents the pinnacle of at-the-edge frames, which no standard multipod can match today. The recently improved Vortex Bag System allows a single rope technician to carry the entire Vortex Kit using our RigTech Pack™ and 2 redesigned Leg Bags.

Item	727300
Color	Blue, Orange, Brite
Weight	33 kg

TRIPOS

CAMP EN 795/B, TS 16415



Tripod for confined spaces developed for the most complex access and recovery operations, for use by up to two people simultaneously in compliance with TS 16415.

Item	3507
Color	Blue, Orange, Brite
Weight	20 kg

GIANT

CAMP EN 397, EN 50365



An innovative multifunctional descender developed to meet the demands of the most technical rope access and rescue specialists.

Item	0997
Breaking load	20 kN
Weight	540 g

LIFT ASCENDER RIGHT HANDED

NOTCH KIT240



This kit from Notch is all that you need to expertly set a line anywhere you want in a tree. The Big Shot is a fast, easy, and accurate device for placing your line quickly and safely. Simply attach the two Notch poles to the Big Shot Head, add your Big Shot Trigger, load your Notch Throw Weights, aim and release.

KIT240 Includes:

- Big Shot Head
- Big Shot Trigger
- 10oz Notch Throw Weight
- 12oz Notch Throw Weight
- Notch Hollow Fiberglass 4' Base Pole
- Notch Hollow Fiberglass 4' Extension Pole
- 1.75mm Notch Acculine Throwline - 180' Hank
- Notch Pro Folding Cube

STRETCHERS



EU REGULATION 2017/745



Anchoring device made of wire cable (d.6 mm) for a high level of cut resistance and durability.

Product name	911 Hive	LECCO 2.0	ROLLY	X-TRIM 2	X-TRIM 4
Carabiner					
Item	880060000KK	870040000KK	890010000KK	85511N000KK	85512N000KK
Length	198 cm	198 cm	245 cm	181 cm	182 cm
Width	60 cm	46.5 cm	92 cm	42 cm	42 cm
Weight	9 kg	16 kg	7,3 kg	4.9 kg	6.8 kg
Material	Alu Alloy HDPE	Nylon Alu Alloy	Nylon	Carbon	Carbon

RONIN LIFT

RONIN EN 397, EN 50365



Ronin Lift was developed to manage heavy loads in tough environments to help perform the task at hand. Even though it is one of the lightest machines on the market, it's smooth, fast, and easy to use.

Item	2805-11APWR
Safe working load	400 lbs. (181 kg)
maximum safe working load	181 kg
Variable Speed Control	20 k (0.5 – 1.5 ft./sec) N
Weight	24 lbs. (11 kg)

ACCESS SIT + GT CHEST

EN 358, EN 813, EN 361



A step forward in comfort for technical rope access workers. A robust sit harness specifically developed for long periods of suspension

Item	ACCESS SIT		GT CHEST	
	S-L	L-XXL	S-L	L-XXL
Size	S-L	L-XXL	S-L	L-XXL
Waist size(cm)	80-120	90-135	-	-
Legs size (cm)	50-65	60-75	-	-
Height (cm)	-	-	55-75	65-85
Weight (g)	1500	1570	610	650

KIT EVEREST CARBON



EU REGULATION 2017/745



Helirescue kit composed of:

- EVEREST BAG # 855.00
- X-TRIM 2 # 855.11
- TAYLAN # 855.02
- PATTY # 855.03
- HEAD IMMOBILIZER # 855.06
- CARRIAGE RUCKSACK # 855.28

Item	855SET012KK
Material	Carbon, Cordura, Nylon
Length	183 cm
Width	42 cm
Weight	14.5 kg

GRIZZLY



EN 353-2, EN 12841 A/B, ANSI/ASSE Z359.15-2014



KONG GRIZZLY, used as a component of a retrieval system, allows lifting and lowering of loads by positioning on the edge of a wall and avoiding the rubbing of the ropes against obstacles.

Item	817400000KK
Material	Alu alloy
Weight	22 kg

NOTCH PRO ACCESS BAG

NOTCH General



KONG GRIZZLY, used as a component of a retrieval system, allows lifting and lowering of loads by positioning on the edge of a wall and avoiding the rubbing of the ropes against obstacles.

Item	53444
Capacity	60 Liters
Dimensions	27in x 15in
Weight	6.25 lbs



BASKET STRETCHER WITH LIGHTENED SHELL

BASKET STRETCHER FITTED WITH A SHELL THAT HAS HEXAGONAL HOLES THAT ALLOW WATER AND SAND TO DRAIN OUT.

Features:

- Rapid product identification via unique serial code and NFC chip.
- High quality product, designed and manufactured in Italy!
- Length: 1980 mm
- Width: 600 mm
- Height: 170 mm
- Weight: 9.00 kg (excluding shoulder straps and hanging kit)



RONIN LIFT

THE RONIN LIFT HAS BEEN DESIGNED TO BE THE WORLD'S MOST ACCESSIBLE POWERED ASCENDER. NEVER HAS IT BEEN EASIER TO GET UP AND DOWN.

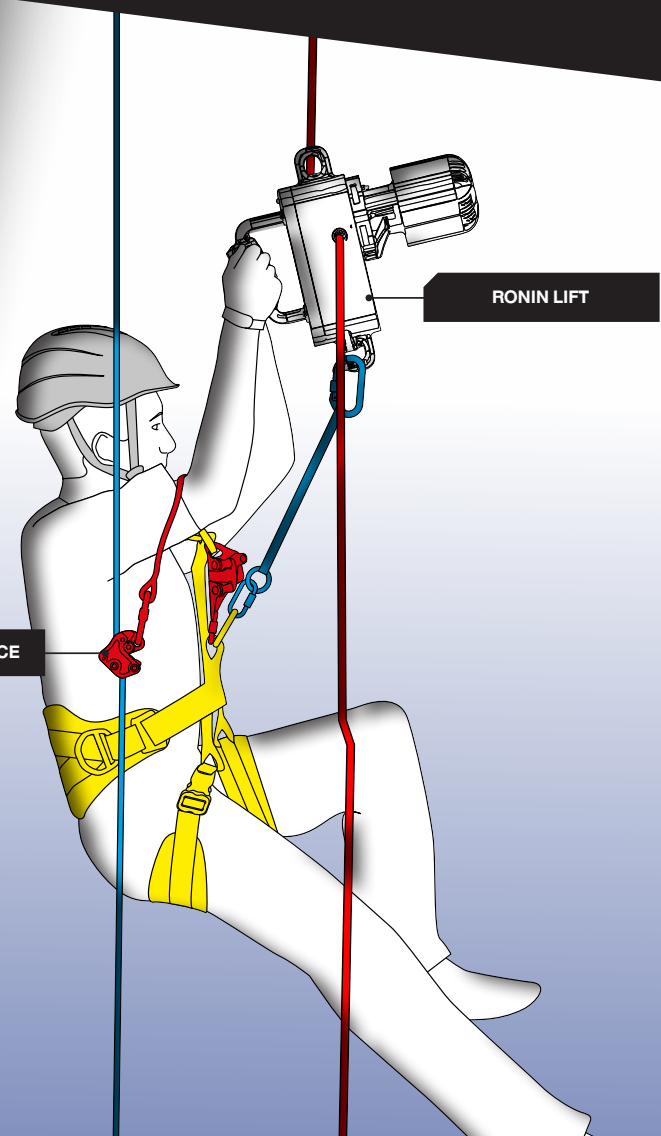
Features:

- A hot-swappable battery to keep you moving all-day
- A thumbwheel-trigger speed-control for easy operation
- A secondary lock for hands-free work
- Integration with a wide range of climbing technology
- A 400-lbs continuous lifting capacity
- Variable lifting speeds of up to 2 feet per second
- Lightweight and compact design at a max weight of 26 lbs

RONIN SET



FALL ARREST DEVICE



RONIN LIFT

RONIN LIFT

RONIN LIFT

ACCESSORIES

RONIN HARDCASE

ACCESSORIES

RUBBER MOTOR PROTECTOR

ACCESSORIES

PERFECT BURN ROPE TIP

ACCESSORIES

ROPE BRUSH

ACCESSORIES

BATTERY

ACCESSORIES

CHARGER

ACCESSORIES

BLUETOOTH WIRELESS REMOTE

FALL ARREST DEVICE

GOBLIN KIT

SEMI-STATIC ROPES

IRIDIUM 11 MM

PRODUCTS

CATEGORY	MODEL	SKU	CERTIFICATION	ACTIVITIES	PICTURE
HELMETS	ARMOUR PRO	2644	EN 12492 + performance requirements of EN 397	ROPE ACCESS, TREE CLIMBING, RESCUE	
	ARES	0747	EN 397 + LD + 440 V a.c.+ -20°C + MM, EN 50365, ANSIZ89.1 Type 1 Class C	ROPE ACCESS, TREE CLIMBING, CONFINED, TOWERS/INDUSTRY, ROOFS, CONSTRUCTION, PLATFORMS	
	ARES AIR	0748	EN 12492 + performance requirements of EN 397	ROPE ACCESS, TREE CLIMBING, TEAM RESCUE	
	ARES MIPS	3258	EN 397 + LD + 440 V a.c.+ -20°C + MM, EN 50365	ROPE ACCESS, TREE CLIMBING, CONFINED, TOWERS/INDUSTRY, ROOFS, CONSTRUCTION	
	ARES AIR PRO	2643	EN 397 + -20°C	ROPE ACCESS, TREE CLIMBING, TOWERS/INDUSTRY, ROOFS, CONSTRUCTION	
	ARES AIR PLUS	2641	EN 12492 + performance requirements of EN 397, ANSI Z89.1 Type 1 Class C	TREE CLIMBING, ROPE ACCESS, TEAM RESCUE	
	SPIN	99720AO10KK	EN 397, ANSI Z89.1-2009	ROPE ACCESS, TREE CLIMBING, TOWERS/INDUSTRY, ROOFS, CONSTRUCTION	
	MOUSE WORK	99718FW02KK	EN 397	ROPE ACCESS, TREE CLIMBING, TOWERS/INDUSTRY, ROOFS, RESCUE	
	SKYLOR PLUS	209	EN 397 + LD + 440 V a.c.+ -20Co + MM	ROPE ACCESS, TREE CLIMBING, CONFINED, TOWERS/INDUSTRY, ROOFS, CONSTRUCTION	

PRODUCTS

CATEGORY	MODEL	SKU	CERTIFICATION	ACTIVITIES	PICTURE
HELMET	TITAN	2127	EN 12492	ROPE ACCESS, RESCUE	
	LONG VISOR	997046P00KK	EN 166	ALL ACTIVITIES	
HELMET ACCESSORIES	ARES VISOR	0749	EN 170, EN 166	ALL ACTIVITIES	
	ARES VISOR ANSI	264201	ANSI Z87.1	ALL ACTIVITIES	
	ARES FULL FACE SPRAY SHIELD	3123	EN 166	ALL ACTIVITIES	
	GT CHEST+ ACCESS SIT	216601+196205	EN 361, EN 358, EN 813	ROPE ACCESS	
HARNESSES	GT TURBO	2780	EN 358, EN 361, EN 813 ,EN 12841/B, EN 12277	ROPE ACCESS, RESCUE	
	GT XT BLACK	266103	EN 358, EN 361, EN 813, ANSI Z359.11	ROPE ACCESS, RESCUE, TOWERS/INDUSTRY	
	GOLDEN TOP EVO ALU	94112	EN 358, EN 361, EN 813	ROPE ACCESS, RESCUE, TOWERS/INDUSTRY	
	X-FIVE FAST	8W9403001KK	EN 358, EN 361, EN 813	ROPE ACCESS	











PRODUCTS

CATEGORY	MODEL	SKU	CERTIFICATION	ACTIVITIES	PICTURE
HARNESSES	GRAVITY	126501	EN 358, EN 361	TOWERS/INDUSTRY, ROOFS, CONSTRUCTION	
	ORBITAL	2120	EN 358, EN 361	TOWERS/INDUSTRY, CONSTRUCTION	
	VERTICAL2 PLUS	0106I	EN 358, EN 361	TOWERS/INDUSTRY, CONSTRUCTION	
	SIERRA DUO	8W0325001KK	EN 361, ANSI/ASSE Z359.11- 2014	CONFINED, TOWERS/INDUSTRY, ROOFS, CONSTRUCTION	
	TREE ACCESS ST	3125	EN 358, EN 813, ANSI Z133:2017, ASTM F887	TREE CLIMBING	
	TREE ACCESS EVO	2163T	EN 358, EN 813, ANSI Z133:2012	TREE CLIMBING	
	TREE ACCESS XT	3124	EN 358, EN 361, EN 813, ANSI Z359.11, ANSI Z133:2017, ASTM F887	ROPE ACCESS, TREE CLIMBING	
	NOTCH SENTINEL HAR- NESS BLACK	BSNTL	/	TREE CLIMBING	
	TREE ACCESS SRT CHEST	3126	/	TREE CLIMBING	
	FRX	3200	EN 358, EN 361, EN 813	TEAM RESCUE, TOWERS/INDUSTRY	

PRODUCTS

CATEGORY	MODEL	SKU	CERTIFICATION	ACTIVITIES	PICTURE
HARNESSES	ITAKA	8W9853000KK	EN 12277/C, EN 361, EN 358, EN 12277/A, EN 813, UIAA	ROPE ACCESS, TOWERS/INDUSTRY	
	EMPIRE	922I	EN 361	TOWERS/INDUST, ROOFS, CONSTRUCTION	
	BASIC DUO	1275I	EN 361	TOWERS/INDUST, ROOFS, CONSTRUCTION	
	SWIFTY LIGHT	216701	EN 361	TOWERS/INDUST, ROOFS, CONSTRUCTION	
	BASIC	1298I	EN 361	TOWERS/INDUST, ROOFS, CONSTRUCTION	
	HARNESSES ACCESSORIES	KILO	2917	/	GENERAL
ACCESS SWING		1963	/	ROPE ACCESS, RESCUE	
TOOLER		2150	/	ROPE ACCESS, RESCUE	
HELPSTEP		2062	/	RESCUE	
SAWER PRO		2300	/	RESCUE, ROPE ACCESS, CONFINED	

PRODUCTS

CATEGORY	MODEL	SKU	CERTIFICATION	ACTIVITIES	PICTURE
HARNESS ACCESSORIES	SAWER	2151	/	RESCUE, ROPE ACCESS, CONFINED	
	TREE ACCESS EVO/ST/XT BRIDGE WITH SIDE LOOPS + GYR	21640	/	TREE CLIMBING	
	TREE ACCESS EVO/ST/XT BRIDGE NO SIDE LOOPS	21640	/	TREE CLIMBING	
ASCENDERS	TURBOCHEST	2256	EN 12841/B, EN 567	ROPE ACCESS, RESCUE, TREE CLIMBING	
	TURBOFOOT EVO	3261	/	ROPE ACCESS, TREE CLIMBING	
	TURBOKNEE SYSTEM	3127	/	TREE CLIMBING	
	NOTCH FUSION ROPE WRENCH TETHER	54440	/	TREE CLIMBING	
	ROPE RUNNER PRO	53420	/	TREE CLIMBING	
	NOTCH ROOK POSITIONING LANYARDS	PID15560	/	TREE CLIMBING	
	NOTCH GECKO STEEL CLIMBERS	PID5846	ASTM F887 standard	TREE CLIMBING	

PRODUCTS

CATEGORY	MODEL	SKU	CERTIFICATION	ACTIVITIES	PICTURE
ASCENDERS	SOLO 2	2257	EN 12841/B, EN 567	ROPE ACCESS, RESCUE, TOWERS/INDUSTRY	
	LIFT	1175	EN 12841/B, EN 567	ROPE ACCESS, TREE CLIMBING, RESCUE	
	CAM CLEAN	82400O400KK	EN 567, EN 12841/B	ROPE ACCESS, TREE CLIMBING, CONFINED, RESCUE	
	TURBOHAND	2634	EN 12841/B, EN 567	ROPE ACCESS, TREE CLIMBING, TEAM RESCUE, SELF RESCUE	
	LIFT	896B04D00KK	EN 567 EN 12841/B UIAA	ROPE ACCESS, TREE CLIMBING, TEAM RESCUE, SELF RESCUE	
	TURBOHAND PRO	2635	EN 12841/B , EN 567	ROPE ACCESS, RESCUE	
	HELP	834001000KK	/	ROPE ACCESS	
DESCENDERS	DRUID PRO FIRE 20 M + 2125 + 0995 + BAG	320201	EN 12841/C, EN 358, EN 353-2, EN 795-B, EN 341/2A	TOWERS/INDUSTRY, RESCUE	
	CMC CLUTCH 11MM BY HARKEN	IN401	EN 12841:2006/C, EN 341:2001/2A, EN 15151-1: 2012/8, ANSI/ ASSE Z359.4-2013 and NFPA 1983 (2017 ED).	ROPE ACCESS, RESCUE, TREE CLIMBING	
	CMC CLUTCH 13MM BY HARKEN	320201	ANSI/ASSE Z359.4- 2013 and NFPA 1983 (2017 ED).	ROPE ACCESS, RESCUE, TREE CLIMBING	











PRODUCTS

CATEGORY	MODEL	SKU	CERTIFICATION	ACTIVITIES	PICTURE
DESCENDERS	GIANT	0997	EN 12841/A-B-C, EN 341/2A, EN 15151-1, ANSI Z359.4, EAC	ROPE ACCESS, RESCUE, TREE CLIMBING	
	DRUID	2232	EN 12841/C, EN 341/2A, EN 15151-1	ROPE ACCESS, TREE CLIMBING, CONFINED, RESCUE	
	INDY EVO PLUS	801040400KK	EN 341, EN 12841/C	ROPE ACCESS , TREE CLIMBING, CONFINED, RESCUE	
	PIRATA	801060400KK	EN 12841/C	ROPE ACCESS	
	DRUID PRO	2233	EN 12841/C, EN 341/2A, EN 15151-1	ROPE ACCESS, TOWERS/INDUSTRY	
CARABINERS	OVALONE INOX SCREW SLEEVE	512LC0PPPKK	EN 362/M	RESCUE, ROPE ACCESS,	
	I-CONNECTOR	712LM1FFFKK	EN 362/B, EN 12275/B, UIAA	ROPE ACCESS, RESCUE, TREE CLIMBING, TOWERS/INDUSTRY	
	OVAL XL LOCK	2123	EN 362	ROPE ACCESS, RESCUE, TREE CLIMBING, TOWERS/INDUSTRY	
	OVAL PRO LOCK	1455	EN 12275, EN 362	ROPE ACCESS, RESCUE, TREE CLIMBING, TOWERS/INDUSTRY	
	I-OVALONE CARBON AUTO BLOCK	412LN1999KK	EN 362/M	ROPE ACCESS, CONFINED, RESCUE, TREE CLIMBING, TOWERS/INDUSTRY	

PRODUCTS

CATEGORY	MODEL	SKU	CERTIFICATION	ACTIVITIES	PICTURE
CARABINERS	I-OVALONE DNA TWISTLOCK	414LH1999KK	EN 362/M	ROPE ACCESS, CONFINED, RESCUE, TREE CLIMBING, TOWERS/INDUSTRY	
	I-X-LARGE CARBON AUTO BLOCK	411MN1999KK	EN 362/M	ROPE ACCESS, CONFINED, RESCUE, TREE CLIMBING, TOWERS/INDUSTRY	
	OVALONE CARBON SCREW SLEEVE	412LD099PKK	EN 362/M	ROPE ACCESS, CONFINED, RESCUE, TREE CLIMBING, TOWERS/INDUSTRY	
	HERCULES	995	EN 12275, EN 362	ROPE ACCESS, RESCUE	
	ATLAS 2LOCK	137404	EN 12275 EN 362	ROPE ACCESS, RESCUE	
	OVAL XL 2LOCK	2124	EN 362	ROPE ACCESS, RESCUE	
	OVAL XL 3LOCK	2125	EN 362	ROPE ACCESS, RESCUE	
	OVAL PRO 2LOCK	1878	EN 12275, EN 362	ROPE ACCESS, RESCUE	
	OVAL PRO 3LOCK	1456	EN 12275, EN 362	ROPE ACCESS, RESCUE	
	D PRO LOCK	1877	EN 12275, EN 362	ROPE ACCESS, RESCUE	











PRODUCTS

CATEGORY	MODEL	SKU	CERTIFICATION	ACTIVITIES	PICTURE
CARABINERS	D PRO 2LOCK	187701	EN 12275, EN 362	ROPE ACCESS, RESCUE	
	D PRO 3LOCK	187702	EN 12275, EN 362	ROPE ACCESS, RESCUE	
	ATLAS LOCK	137304	EN 12275, EN 362	ROPE ACCESS, RESCUE	
	ATLAS 3LOCK	137504	EN 12275, EN 362	ROPE ACCESS, RESCUE	
	OVAL QUICK LINK STAINLESS 8 MM	0939	EN 12275, EN362	GENERAL	
	DELTA QUICK LINK STAINLESS	0991	EN 12275, EN362	GENERAL	
	QUICK LINK TRAPE- ZIUM	538FC0P0PKK	/	ROPE ACCESS, TOWERS/INDUSTRY, ROOFS, TREE CLIMBING	
	STEEL CARABINER	462LD011PKK	EN 362/B	ROPE ACCESS, RESCUE, TREE CLIMBING TOWERS/INDUSTRY	
	ALUMINUM ALLOY	730LA0BPPKK	EN 12275, EN 362/B, UIAA	ROPE ACCESS, RESCUE, TREE CLIMBING, TOWERS/INDUSTRY	
	ACCESS RING 45 MM	204601	CE	RESCUE, ROPE ACCESS, CONFINED	











PRODUCTS

CATEGORY	MODEL	SKU	CERTIFICATION	ACTIVITIES	PICTURE
CARABINERS	FROG 360	7040XNNONKK	EN 362/A/T, EN12275/A	RESCUE, ROPE ACCESS, CONFINED	
FALL ARREST DEVICES	DUCK-R	T02L	CE 0598 / EN 12841:2006 A	RESCUE, ROPE ACCESS, CONFINED	
	BACK-UP	8021NO402KK	EN 353-2, EN 12841 A/B, ANSI/ASSE Z359.15- 2014	ROPE ACCESS , TREE CLIMBING, CONFINED, RESCUE	
	FUSE	882560000170	EN 353-2, EN 12841-A, RfU 11.075, and ANSI Z359.15	TOWERS/INDUSTRY	
	COBRA 2 M	2074	EN 360	TOWERS/INDUSTRY , ROOFS, CONSTRUCTION	
	COBRA 6 M	2075	EN 360	TOWERS/INDUSTRY, ROOFS, CONFINED, CONSTRUCTION	
	COBRA 10 M	3137	EN 360, PPE-R/11.060	TOWERS/INDUSTRY , ROOFS, CONFINED, CONSTRUCTION	
	COBRA 20 M	3139	EN 360, PPE-R/11.060	TOWERS/INDUSTRY , ROOFS, CONFINED, CONSTRUCTION	
	COBRA COVER 6-10-15 M	3263	/	WATERPROOF COVER OF THE COBRA	
	BLIN KIT	2565	EN 353-2, PPE-R/11.075	TOWERS/INDUSTRY , ROOFS, CONSTRUCTION	











PRODUCTS

CATEGORY	MODEL	SKU	CERTIFICATION	ACTIVITIES	PICTURE
FALL ARREST DEVICES	RFA 10-15-20 M	225010200KK	EN 360	TOWERS/INDUSTRY , ROOFS, CONFINED, CONSTRUCTION	
LANYARD ASSEMBLY	DYNAONE 100 CM	213002	EN 354, EN 795/B	ROPE ACCESS, RESCUE, TREE CLIMBING, TOWERS/INDUSTRY	
	DYNATWO 35-60 CM	213101	EN 354	ROPE ACCESS, TREE CLIMBING	
	TRILONGE	279I00190KK	EN 354, EN 566, EN 795/B	ROPE ACCESS, RESCUE, TREE CLIMBING	
	RETEXO GYRO REWIND	72502	EN 355, PPE-R/11.074	ROPE ACCESS, RESCUE, TREE CLIMBING, TOWERS/INDUSTRY	
	RETEXO GYRO ROPE	52502	EN 355, PPE-R/11.074	RESCUE, TREE CLIMBING, TOWERS/INDUSTRY	
	RETEXO ROPE SINGLE	5050103	EN 355, PPE-R/11.074	ROPE ACCESS, RESCUE	
	RETEXO ROPE DOUBLE	5050201	EN 355, PPE-R/11.074	ROPE ACCESS, RESCUE	
	ROPE ADJUSTER	2031	EN 358	RESCUE, TREE CLIMBING, TOWERS/INDUSTRY	
	EAW Y SET QUEEDY	202SETE02KK	EN 355	ROPE ACCESS, CONFINED, TREE CLIMBING, TOWERS/INDUSTRY	











PRODUCTS

CATEGORY	MODEL	SKU	CERTIFICATION	ACTIVITIES	PICTURE
ANCHORING DEVICES	LOTOR	96048NO00KK	UIAA 130, EN 362/M	ROPE ACCESS, RESCUE, TREE CLIMBING, TOWERS/INDUSTRY	
	SET PLE 03	982SET041KK	EN 355, EN 353/2	ROPE ACCESS, CONFINED, TREE CLIMBING, TOWERS/INDUSTRY	
	ANCHOR CABLE	3376	EN 354, EN 795/B, EN 566, TS 16415, ANSI Z359.18	ROPE ACCESS, CONFINED, TREE CLIMBING, TOWERS/INDUSTRY	
	EASY ANCHOR 80-130 CM	2035130	EN 354, EN 795/B, ANSI Z359.1	ROPE ACCESS, CONFINED, TREE CLIMBING, TOWERS/INDUSTRY	
	TAKA	214010000KK	EN 795/B, EN 354	ROPE ACCESS, TOWERS/INDUSTRY	
	ARO SLING DYNEEMA	271D180B0KK	EN 795/B, EN 354, EN 566, UIAA	ROPE ACCESS, TOWERS/INDUSTRY	
	ARO BULL	280A060N0KK	EN 795/B, EN 354	ROPE ACCESS , TREE CLIMBING, CONFINED, RESCUE	
	HERBOL	2140	EN 795/B, ANSI Z133	TREE CLIMBING	
	TRUCK LOOP 60 CM	2034060	EN 354, EN 795/B, ANSI Z359.1	ROPE ACCESS, RESCUE, TOWERS/INDUSTRY , ROOFS, CONSTRUCTION	
	TRUCK LOOP 80 CM	2034080	EN 354, EN 795/B, ANSI Z359.1	ROPE ACCESS, RESCUE, TOWERS/INDUSTRY , ROOFS, CONSTRUCTION	











PRODUCTS

CATEGORY	MODEL	SKU	CERTIFICATION	ACTIVITIES	PICTURE
ANCHORING DEVICES	TRUCK LOOP 120 CM	2034120	EN 354, EN 795/B, ANSI Z359.1	ROPE ACCESS, RESCUE, TOWERS/INDUSTRY , ROOFS, CONSTRUCTION	
	TRUCK LOOP 160 CM	2034160	EN 354, EN 795/B, ANSI Z359.1	ROPE ACCESS, RESCUE, TOWERS/INDUSTRY , ROOFS, CONSTRUCTION	
	MULTIANCHOR 5	1269	CE	ROPE ACCESS, RESCUE	
	MULTIANCHOR 8	126901	CE	ROPE ACCESS, RESCUE	
	MULTIANCHOR 12	126902	CE	ROPE ACCESS, RESCUE	
	DISCORIG	864018400KK	EN 795/A, CEN TS 16415	ROPE ACCESS, RESCUE	
	RALLY BENT	864011400KK	CEN TS 16415	ROPE ACCESS, RESCUE	
	RALLY	864010400KK	CEN TS 16415	ROPE ACCESS, RESCUE	
	SWIVEL	1393	CE	ROPE ACCESS, RESCUE	
	ENIGMA	3259	PPE-R/11.135, ANSI Z359.12	ROPE ACCESS, CONFINED, TREE CLIMBING, RESCUE	

PRODUCTS

CATEGORY	MODEL	SKU	CERTIFICATION	ACTIVITIES	PICTURE
ANCHORING DEVICES	GYRO4	3109	PPE-R/11.135, ANSI Z359.12	ROPE ACCESS, CONFINED, TREE CLIMBING, RESCUE	
	GYRO3	2940	PPE-R/11.135, ANSI Z359.12	TEAM RESCUE, ROPE ACCESS, TREE CLIMBING, CONFINED	
	GYRO1	3260	PPE-R/11.135, ANSI Z359.12	ROPE ACCESS, TREE CLIMBING, RESCUE, CONFINED	
	TEMPORARY LIFELINE	1095	EN795/B+C, EN795-C, TS 16415	TOWERS/INDUSTRY , ROOFS, CONSTRUCTION	
	OMINO HELI	214201	EN 354	RESCUE	
	EXPRESS SLING 60 CM	3130060	EN 354, EN 795/B, EN 566, ANSI Z359.18	RESCUE, ROPE ACCESS, CONFINED	
	EXPRESS SLING 80 CM	3130080	EN 354, EN 795/B, EN 566, ANSI Z359.18	RESCUE, ROPE ACCESS, CONFINED	
	EXPRESS SLING 120 CM	3130120	EN 354, EN 795/B, EN 566, ANSI Z359.18	RESCUE, ROPE ACCESS, CONFINED	
	EXPRESS SLING 160 CM	3130160	EN 354, EN 795/B, EN 566, ANSI Z359.18	RESCUE, ROPE ACCESS, CONFINED	
RESCUE DEVICES	ANGEL	2050	EN 1498/B	RESCUE	

PRODUCTS

CATEGORY	MODEL	SKU	CERTIFICATION	ACTIVITIES	PICTURE
RESCUE DEVICES	RESCUE KIT DRUID RATCHET	3266	Components	RESCUE	
	RESCUE KIT DRUID EVO 20 M	2198	Components	RESCUE	
	4D POLE	817500000KK	/	RESCUE, ROPE ACCESS, CONFINED	
	TRIPOS LIFT	3508	EN 1496/A	RESCUE, CONFINED	
	GRIZZLY	817400000KK	/	ROPE ACCESS, CONFINED, ROOFS	
	RAIZER	817640000KK	EN 1496/B, CEN TS 16415/A, EN 795/A, RfU CNB/P/11.114	ROPE ACCESS, CONFINED, RESCUE, TOWERS/INDUSTRY	
	TRIPOS	3507	EN 795-B TS 16415	RESCUE, CONFINED	
	WINGMAN	IN404	/	RESCUE	
STRETCHERS	BASKET STRETCHER WITH LIGHTENED SHELL	880060000KK	EU REGULATION 2017/745	RESCUE	
	LECCO 2.0	870040000KK	EU REGULATION 2017/745	RESCUE	

PRODUCTS

CATEGORY	MODEL	SKU	CERTIFICATION	ACTIVITIES	PICTURE
STRETCHERS	KIT EVEREST CARBON	855SET012KK	EU REGULATION 2017/745	RESCUE	
	ROLLY	890010000KK	EU REGULATION 2017/745	RESCUE	
	X-TRIM 2	85511N000KK	EU REGULATION 2017/745	RESCUE	
	X-TRIM 4	85512N000KK	EU REGULATION 2017/745	ROPE ACCESS	
PULLEYS	TURBOLOCK	3185	EN 12278, EN 567, EN 12841/B	ROPE ACCESS, CONFINED, TREE CLIMBING, RESCUE	
	TETHYS PRO	2155	EN 12278	ROPE ACCESS, TOWERS/INDUSTRY, RESCUE	
	DRYAD PRO	2157	EN 12278	ROPE ACCESS, TOWERS/INDUSTRY, RESCUE	
	NAIAD PRO	2159	EN 12278	ROPE ACCESS, TOWERS/INDUSTRY, RESCUE	
	JANUS PRO	2161	EN 12278	ROPE ACCESS, TOWERS/INDUSTRY, RESCUE	
POWERED ASCENDER	RONIN LIFT	KIT2805-11-AP-WR	CE Certified (EC and EU Type Examination Cert)	ROPE ACCESS, TOWERS/INDUSTRY, RESCUE, TREE CLIMBING	

PRODUCTS

CATEGORY	MODEL	SKU	CERTIFICATION	ACTIVITIES	PICTURE
POWERED ASCENDER	BATTERY-POWERED LOKHEAD POWER HAULER (POWER-SEAT-COMPACT)	PWRS-B.COM-PACT	/	Rope access	
	POWERSEAT GAS POWERED ASCENDER	PWRS-G	/	Rope access	
	POWERSEAT BATTERY POWERED ASCENDER	PWRS-B	/	Rope access	
LINE SETTING	BASKET STRETCHER WITH LIGHTENED SHELL	KIT240	/	TREE CLIMBING	
	NOTCH BIG SHOT DELUXE KIT	SET1025	/	TREE CLIMBING	
GLOVES	AXION	1879	EN 388	ROPE ACCESS	
	AXION BLACK	187903	EN 388	ROPE ACCESS, RESCUE	
	REFLEX GLOVES	2084	EN 388	ROPE ACCESS, RESCUE	
	ALEX GLOVES	95201YWF6KK	EN 388, EN 420	ROPE ACCESS, RESCUE	
	AXION LIGHT FINGER-LESS	3365	EN 388	ROPE ACCESS, RESCUE	

PRODUCTS

CATEGORY	MODEL	SKU	CERTIFICATION	ACTIVITIES	PICTURE
ROPES	IRIDIUM 12.5 MM	2812	EN 1891	ROPE ACCESS, RESCUE	
	IRIDIUM 11 MM	2811	EN 1891	ROPE ACCESS, ROOFS	
	FRAZEN 12.2 MM	2817	EN 1891	TREE CLIMBING	
	BLAZER 11 MM	811	EN 1891	RESCUE, TOWERS/INDUSTRY	
	PRIUM 11 MM	2816	EN 1891	ROPE ACCESS, RESCUE	
	STATIC-LSK 11MM FLK 200M	KC4003	EN 1891	ROPE ACCESS, RESCUE	
	VERTEX 11MM (7/16") PES ORANGE 200MR	KN0006	NFPA 1983:2017 Edition	ROPE ACCESS, RESCUE	
	RONIN HP 11.5MM DOUBLE COVER	KC4663	EN 1891 Type A	ROPE ACCESS, RESCUE	
	PROTEC 500 11MM	KC4539	EN 1891 Type A	ROPE ACCESS, RESCUE	
	CLUSTER 10.5 MM	2237	EN 892	ROPE ACCESS, RESCUE	

PRODUCTS

CATEGORY	MODEL	SKU	CERTIFICATION	ACTIVITIES	PICTURE
ROPES	FORZA 11	9L11097S100	EN 1891/A	RESCUE	
	FORZA 10.5	9L10592S200	EN 1891/A	ROOFS , CONFINED, RESCUE	
	ROPE BY THE FOOT WRAP STAR 8.1MM	PID38	/	RESCUE, ROPE ACCESS, CONFINED	
	ROPE PROTECTOR	969	/	RESCUE, ROPE ACCESS, CONFINED	
	PROTHOC	846010400KK	/	RESCUE, ROPE ACCESS, CONFINED	
	ROLLERS	840000000KK	/	RESCUE, ROPE ACCESS, CONFINED	
	TERGESTE	840100000KK	/	RESCUE, ROPE ACCESS, CONFINED	
	CORD 6 MM	0824	EN 564	RESCUE, ROPE ACCESS, CONFINED	
	CORD 7 MM	0825	EN 564	RESCUE, ROPE ACCESS, CONFINED	
	CORD 8 MM	0826	EN 564	RESCUE, ROPE ACCESS, CONFINED	

PRODUCTS

CATEGORY	MODEL	SKU	CERTIFICATION	ACTIVITIES	PICTURE
BAGS	WAGON 20	2784	/	TREE CLIMBING,	
	SPACECRAFT BAG	2792	/	GENERAL	
	CAMP BAG	4C-BAG	/	GENERAL	
	SUPERCARGO 70	2775	/	GENERAL	
	EQUIPMENT BAG	982002N00KK	/	GENERAL	
	CARGO	982506R00KK	/	GENERAL	
	TRUCKER 30	2786	/	GENERAL	
	NOTCH PRO GEAR BAG	40080	/	GENERAL	
	NOTCH PRO ACCESS BAG	53444	/	GENERAL	
	SPACECRAFT 45	2790	EN 12278	ROPE ACCESS, TREE CLIMBING, RESCUE	

Course on Inspecting Personal Protective Equipment (PPE)



This comprehensive course covers all aspects of Personal Protective Equipment (PPE). Participants will learn how to inspect PPE through visual observation and testing methods, ensuring safety standards are met. Key components of the course include:

Inspection Techniques:

Visual observation and testing methods to ensure PPE safety.

Maintenance Logs:

Recording and maintaining inspection and maintenance logs.

PPE Selection:

Choosing appropriate PPE for various work environments and safety conditions.

Wear and Tear Sampling:

Identifying and managing wear, tear, and deterioration of PPE.

Training:

Enhancing knowledge and skills in PPE inspection and maintenance.

Risk Assessment:

Selecting PPE suitable for different levels and natures of risk.

Awareness and Use:

Promoting correct and safe PPE usage.



WORK AT HEIGHTS

This course is perfect for those involved in installation or repair work on high structures and architectural projects requiring signal lines. With hands-on training and expert guidance, participants will learn the essential skills to safely and efficiently work at heights.

(15 - 20 trainees per session)



ROPE ACCESS: LEVEL 1

Designed for professionals looking to master rope access techniques, this course covers five days of intensive training. Participants will dive into four days of comprehensive theory and practical exercises, culminating in a one-day assessment to ensure proficiency.

(10 trainees per session)



ROPE ACCESS: OPERATIONS

Ideal for those tackling complex vertical operations, gym structure installations, or transport setups under buildings. This three-day course, followed by a one-day test, equips participants with meticulous operational skills and practical problem-solving abilities.

(10 trainees per session)



INTRODUCTORY FOR ROPE WORK INSPECTOR

Aimed at supervisors and inspectors, this course teaches the standards for rope system safety in building renovations. Participants will learn to inspect and manage rope work systems effectively, ensuring compliance and safety.

(15 - 20 trainees per session)



IRATA TRAINING

For those who aim to work at heights using IRATA-standard rope techniques, this five-day training plus one-day exam provides comprehensive instruction. Conducted through our partnered IRATA training companies, it ensures participants are equipped with the highest industry standards.

(6 days total)



RONIN LIFT: TECHNICAL

Focusing on pre-work equipment inspections, installation methods, and advanced Ronin Lift techniques, this two-day course (one day indoor, one day outdoor) offers in-depth knowledge and practical skills for safe and efficient operations.

(6 trainees per session)



At Outdoor Solution, we aim to connect our team with our extensive network, fostering stronger connections, sharing our expertise, and engaging with the community.

Singapore:

22 Sin Ming Lane #06-76, Midview City 573969

+65 9663 1689

www.outdoorsolution.com.sg

Australia:

53 Speed Street, Liverpool, Sydney, NSW 2170

+61 406 099 802

www.outdoorsolution.com.au

Thailand:

34, Soi Pho Kaeo 1 Yaek 3, Khlong Chan, Bang Kapi, Bangkok, 10240

+66 (0) 2 948 4160,

+66 (0) 82 450 0420

www.outdoorsolution.co.th